

FLOORING COLORS



Gun Powder Gray



Forest Green



Velvet Blue



Light Blue



Dark Gray



Twilight Blue



Light Gray



Chocolate



Toffee



Tile Red



Russet



Antler Brown



Fawn Beige



Tan

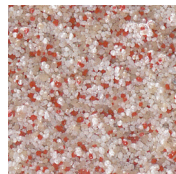
PERMA-COLOR SURFACE AGGREGATE SELECTIONS



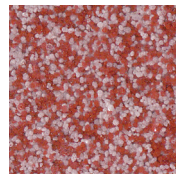
Blend 1E




Blend 2E



Blend 3E




Blend 4E



Blend 5E




Blend 6E




Blend 7E




Blend 8E



Blend 9E



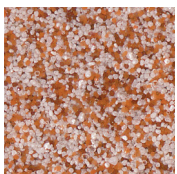
Blend 10E



Blend 11E




Blend 12E



Blend 13E



Blend 14E



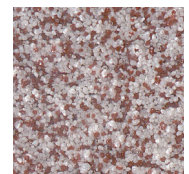
Blend 15E



Blend 16E



Blend 17E



Blend 18E

Blends and numbering may vary from one manufacturer's chart to another. Always order by blend formula. The actual color of the installed Estes Aggregate may vary from the colors printed on this card.



Fluid Applied Flooring Manufacture®
 3232 N. 31st Street • Milwaukee, WI 53216
 Phone (414) 873-2071
 Fax (414) 873-3904
1-800-284-4308

www.micor.org